

## Art & Music Projects in Scratch

### The Pen and Stamp Tools

Today in class we are creating an interactive drawing program. To do this we are using the **Pen blocks**, Sensing, Motion, and various **Control blocks** including the conditional “**If-else**” block, a **forever loop**, and **Broadcasting** blocks (which communicate information across sprites).

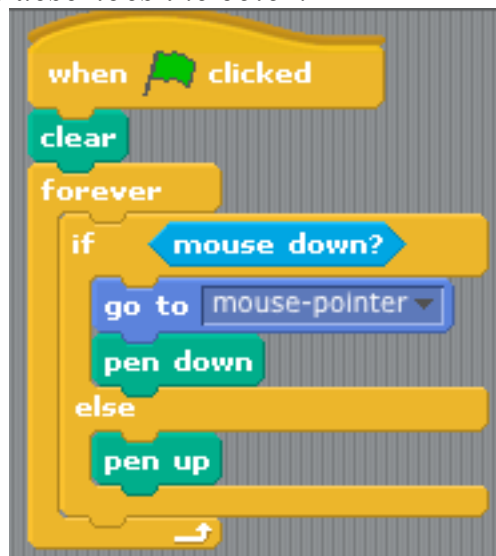
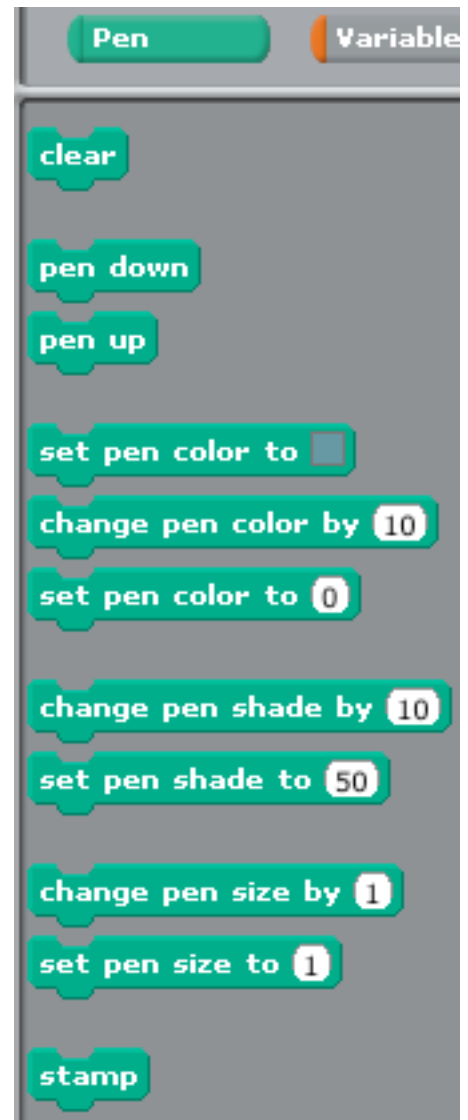
#### Pen Block Tools

At right you see the various pen block tools.

#### Instructions for Class Assignment: Create a Drawing Program

##### “Put Scratch in the Picture”

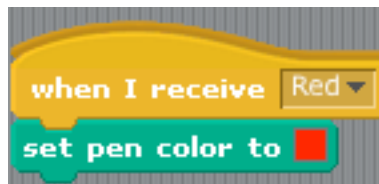
1. Create a tiny black dot sprite and name it “draw”. Add code at the bottom of this page to make it follow the mouse and draw when clicked.
2. Create Color-coded Sprites using the Paint editor for each color you would like your drawing program to have. Place them on the Stage where you would like them to be at the beginning of the project. *Give each Sprite a name that describes the color.*



3. Add the code blocks to the color sprites for changing pen color



Add Receive control blocks to your “draw” (dot) sprite for each color sprite’s broadcast.



4. Pen Thickness Decide how you would like your program to change pen thickness. This can be done by pressing a key (1-5 for example) or clicking on a sprite or.. *Make sure users receive instructions on how to change pen thickness.*
5. Put Scratch where you want him at the beginning of the program. Use the go to block in the dark blue Motion block group to tell Scratch where to go at the beginning of the project. This block should go right after the yellow Green Flag block from the yellow Control block group.
6. Add extra fun! Add fun features to your drawing programs by having a way to change sprites, use effects, add sound, change backgrounds and more! ***Your imagination is the limit!***

### **Test and Debug!**

If you have email and want to ask me anything, you can email me at [alfiawallace@yahoo.com](mailto:alfiawallace@yahoo.com) See you next week! Keep on Scratching! ☺ ~ Mrs. Wallace

*For the class “Art & Music Projects with Scratch” – Instructor: Alfia Wallace*  
[www.plumsite.com](http://www.plumsite.com) - [marinscienceseminar@gmail.com](mailto:marinscienceseminar@gmail.com)